



@ ACSJ

**Primary 1 Meet-The-Parents Session
2nd January 2018**



ICT @ ACSJ

Values-Driven



Why E-learning?

- Engages a learner in a different way from traditional classroom style teaching
- Less intimidating than teacher-led classes
- Promotes **Self-Directed Learning** [SDL] ie. self-paced & independent learning
- Fosters **Collaborative Learning** [CoL] (with peers and teachers)



Always to achieve... Our ACSian Outcomes

ASPIRATION

The ACSian **thinker** embraces the future with an aspiring mindset.

CHARACTER

The ACSian **gentleman of character** demonstrates love, integrity and loyalty at all times.

SERVICE

The ACSian **servant leader** works with others to make a positive difference.

JOY

The ACSian is a **joyful learner** who takes ownership of his learning.



ICT @ ACSJ

The Importance of Cyber Wellness

Being Responsible Digital Citizen

MOE's Cyber Wellness Framework

SENSE • THINK • ACT



Whenever you are participating in any online activity, follow these simple steps to "Sense, Think and Act":

SENSE

Are you aware of the dangers online? Whenever you are online, the first step is to "sense" the dangers online.

THINK

Should I be doing this? Using the two principles as a guide, analyse and think carefully about the encounter before acting.

ACT

Have the courage to act and behave responsibly!



**BE
SMART ONLINE
AND
SAFE OFFLINE**



What can we do to protect our children?

1. Talk to your child

- Discuss online safety and reassure your child that you are there to help if they need it.

2. Provide safe and supervised access

- Keep your family computer in a high traffic area so you can keep an eye on your child's technology use.
- Install safety software on your computer, like anti-virus, spy ware, a firewall and filters. Free internet content filters are available online.

3. Monitor technology use

- Take an interest in what your child is doing online.
- Remind your child of 'stranger danger'.



What can we do to protect our children?

4. Get involved and be aware

- Has your child's behaviour changed recently?
- Are they spending more or less time online?
- Encourage your child to come to you if anybody says or does anything (online) to make them feel uncomfortable.

5. Keep your knowledge up to date

- Read up
- Use the internet with your child
- Attend talks and workshops



Useful Resources

References

Infocomm Media Development Authority

<http://www.imda.gov.sg>

Media Literacy Council

<http://www.medialiteracycouncil.sg>

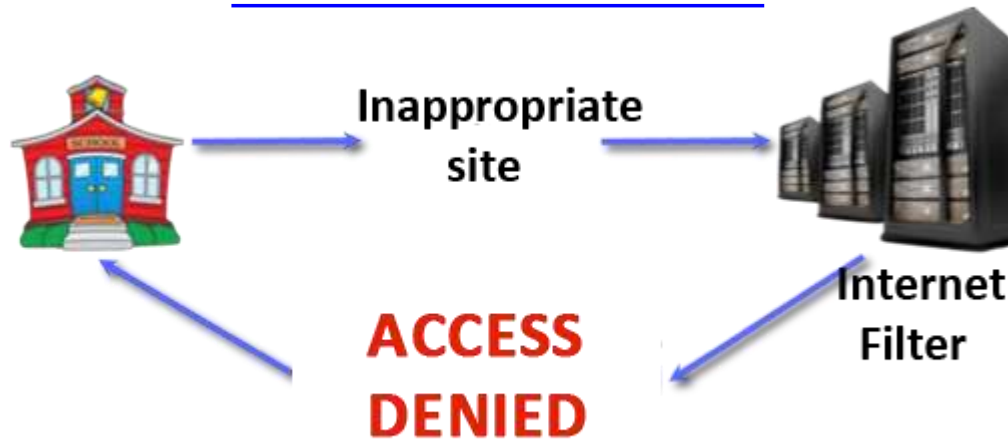
TOUCH Cyber Wellness

<http://touchcyberwellness.org>



Useful Resources

Internet Filters



McAfee (Series)

Windows (Series)

Norton (Series)

K9 Web Protector

Safe Eyes (Mac compatible)

SocialShield



Useful Resources

Brief about Security Softwares

Antivirus Software - continuously monitors your computer against virus infection and conduct file scans for existing viruses.

Firewall Software - screens traffic from the Internet that tries to access your computer and only allow certain types of communication through.

Anti-spyware Software - prevents spyware from snooping on your computer for private data as it detects and automatically removes any malicious spyware threats.

Anti-phishing Software - lure computer users into entering their passwords, credit cards or other private information.

Security Suites - a solution that bundles up a combination of antivirus, firewall, anti-phishing and anti-spyware software to provide your computer with a complete defensive system.



Useful Resources

5 Common Malicious Softwares

1) Viruses

- infect computers and spread from one computer to another
- commonly migrate through Internet downloads or email attachments
- can destroy a computer system, acting silently for some time

2) Worms

- like a virus, but it generally hides in otherwise non-malicious code.
- may carry a link to other types of malicious software
- often appear over the Internet in popup windows or other types of links that require you to take action
- The best practice : avoid clicking on anything that looks suspicious

3) Malware

- attempts to harm your computer, even to shut off your antivirus/security software
- mimics the security software in order to trick you into updating your system
- notices come from the malicious software itself and when you enter your credit card information, the hackers will immediately drain your account.
- is difficult to remove and often requires a computer professional



Useful Resources

5 Common Malicious Softwares

4) Spyware

- is a piece of code designed to reside secretly on a computer in order to record data and send the information back to the hacker
- can catch users as they enter their passwords, credit card numbers, etc.
- can allow the hacker to steal money from your accounts as well as your identity

5) Adware

- is a type of software that infects your computer and serves unsolicited ads often through popup windows
- usually does not harm your computer, but is bothersome and in some cases it may also act like spyware by tracking your shopping behaviour
- usually easy to remove, but it is also the most prevalent type of Internet security problem since it usually works through the conventional cookie protocol.





Anglo-Chinese School (Junior)

A Methodist Institution
(Founded 1886)

Data Protection Policy

Anglo-Chinese School (Junior) recognises the importance of personal data entrusted to us.

We strongly believe and are committed to discharging our duty to ensure that your personal data is properly managed, protected and processed.

This Data Protection Policy is intended to assist you in understanding how we collect, use, disclose, protect and process any personal data that we receive from you, and designed in accordance with the requirements under the Personal Data Protection Act 2012 (“PDPA”).



ICT @ ACSJ

Technical-related Information

School PC LOGIN

- Teachers will facilitate password change in Term 1
- Log In details will be found in the Pupil Companion



School-Subscribed Learning Management System (LMS)

www.mconline.sg




Use Google Chrome



IMPORTANT

**Before you start...
perform a system check**



SYSTEM CHECK

Login ID

School ID

Password

 Login

[Login FAQ](#) | [Forget Password](#) | [System Check](#)












 (65) 6777 5198

 Monday-Friday 8am-9pm

System Check



System Check Summary

Application	Information	
LEAD Flash Player Version: 1.0	LEAD Flash Player is required by voice recording feature in Oral Buddy learning channels.	 STARTED
Adobe Flash Player Version: 10.0.42.34	Adobe Flash Player is a browser plugin required for viewing animation and coursewares.	 INSTALLED
Adobe Shockwave Player Version: 11.0.3.472	Adobe Shockwave Player is a browser plugin required for the viewing of courseware snippets.	 INSTALLED
Adobe Shockwave Player 8	Some older courseware may require a previous version of shockwave. If you encounter errors like "Missing Shockwave Decompressor xTra", please download this previous version of shockwave. It can co-exists with the latest version of shockwave.	 DOWNLOAD
SAXFile ActiveX Control Version: 2.0.2.3	SAXFile ActiveX Control is required for test question conversion and file upload. Note: For teacher only.	 INSTALLED
Han Yu Pin Yin Font	The Han Yu Pin Yin font is required for viewing Han Yu Pin Yin characters in some Chinese courseware.	 DOWNLOAD
WebEQ Math Player Version: 2.10b	WebEQ Math Player is a browser plugin required for the display of symbols created in tests in the Test Builder.	 INSTALLED
Internet Explorer Version: 7.0	Internet Explorer 6 (or later version) is required in LEAD LMS for the use of features such as the symbols editor in the Test Builder.	 INSTALLED
Adobe Acrobat Reader Version: 8.1.0	Adobe Acrobat Reader is required to read pdf documents.	 INSTALLED
Apple QuickTime Player Version: 7.50	Apple QuickTime Player is required for viewing QuickTime movies and coursewares with embedded QuickTime movies.	 INSTALLED
Java Virtual Machine Version: 1.6.0_15	The Java Virtual Machine is required to view resources that have Java applets embedded within the resources.	 INSTALLED

Please install the following plugins before you start :

- 1) **MC Online Flash Player**
- 2) **Adobe Flash Player**



IMPORTANT

Logging In To MCOonline Portal (As Parents)

Login ID

ACSJR23456X

Step 1:

Last 6 characters of Child's BC

School ID

Anglo-Chinese Sch

Step 2:

Input School ID (**ACSJ**)

Password

parent01

Step 3:

Input password (**parent01**)



Step 4:

Click "Login"

[Login FAQ](#) | [Forget Password](#) | [System Check](#)



ICT @ ACSJ

Learning Management System

**Accessing Learning Resources
For
Self-Directed Learning (SDL)**

Portal Navigation - MY SUBJECTS

My Subjects	Track Subjects	
	<p>English</p> <p>King of English Grammar Lower Primary (Listen and Read) Primary 1 English Primary 1 English Grammar Quiz Primary 1 English Oral Buddy</p>	 <p>Maths</p> <p>Primary 1 Mathematics</p>
	<p>Chinese</p> <p>小一冠军王 小学华文一年级 小一、小二华文看图写话与会话 小一华语口试满分!</p>	 <p>Malay</p> <p>Darjah 1 - Teman Lisan</p>
	<p>Health Education</p> <p>Primary 1</p>	 <p>Encyclopædia Britannica</p> <p>Encyclopædia Britannica</p>



My Subjects

- Topic revision
- Topic introduction (Explore Term 2 topics)
- Score tracking (activity and quiz scores)
- Self-paced learning



ICT @ ACSJ

Learning Management System

**Accessing Learning Resources
For
Self-Directed Learning (SDL)
& Collaborative Learning (CoL)**

Portal Navigation - COLLABORATION

Collaboration	
 <ul style="list-style-type: none">E-PortfolioMy PortfolioFolio Bank	 <ul style="list-style-type: none">Social Learning WallSocial Learning Wall
 <ul style="list-style-type: none">BlogBlogsMy BlogManage My Blog	 <ul style="list-style-type: none">WikiWiki
 <ul style="list-style-type: none">ForumForum	 <ul style="list-style-type: none">Media GalleryMedia Gallery
 <ul style="list-style-type: none">My WorkspacePersonal WorkspaceShared WorkspaceUser Group Setup	 <ul style="list-style-type: none">PodcastPosted PodcastsMy Podcasts

Collaboration

Collaboration tools such as the Blog and Social Learning Wall are used to conduct collaborative learning with learners.



My Assignments

- Check online assignment
- Missed/overdue assignment
- Complete the assignments before due date
- Guide your child with their assignments





REMINDER

SNAC Registration



Input your email and handphone number correctly

